

# PRODUCT BROCHURE



MODEL NO. S1360-HT



MODEL NO. S1320

## ABOUT US

Acorn Safety™ is a proud manufacturer of the industry's leading emergency drench equipment and safety plumbing products for commercial and industrial markets, including pharmaceuticals, manufacturing plants, utility & maintenance rooms, laboratories and more.

The Acorn Safety product line features heavy-gauge stainless steel products designed to maintain safety and security in workplace environments. Since 1954, Acorn has been the most trusted name in stainless steel plumbing fixtures, and continues to innovate to better serve engineers, architects, contractors and end users.

The Acorn Safety line of products features:

- Eye/Face Washes
- Portable Eye Washes
- Drench Showers
- Combination Eye/Face Wash & Drench Showers
- Skid and/or Strut-Mounted Systems
- Emergency Tempering Valves
- BAS Compatible

FEEL SAFE AND SECURE WITH



# PRODUCT CATEGORIES



MODEL NO. S1100

## — EYE/FACE WASHES

PAGE 4

## — DRENCH SHOWERS

PAGE 8

## — COMBINATION DRENCH SHOWERS

PAGE 10

## — OPTIONS

PAGE 14

## — INSTANTANEOUS WATER HEATERS

PAGE 16

## — THERMOSTATIC MIXING VALVES

PAGE 17

## — COMMAND STATION

PAGE 19

## — TEMPERING SYSTEMS

PAGE 20

## OUR MARKETS:

- Pharmaceuticals
- Petrochemical Processing
- Laboratories
- Utility & Maintenance Rooms
- Battery Plants
- Manufacturing Plants
- Schools and Hospitals



**WARNING:** Cancer and Reproductive Harm - [www.P65Warnings.ca.gov](http://www.P65Warnings.ca.gov)





# EYE/FACE WASHES

## S0320-HFC

Plastic Bowl, Pedestal-Mounted Eye/  
Face Wash with Hand Foot Control

## S0340-HFC

Stainless Steel Bowl, Pedestal-Mounted  
Eye/Face Wash with Hand/Foot Control



## OPTIONS AND FEATURES

### ① SPRAY HEADS

- Soft, dispersed flow effectively washes contaminated eyes
- Pressure activated, flip top dust covers
- Highly visible yellow ABS
- Antimicrobial
- Flow controls provide balanced flow
- Filters remove debris from water

### ② ABS PLASTIC BOWL

- Antimicrobial additives molded into plastic

### ③ STAINLESS STEEL BOWL

### ④ STAINLESS STEEL PUSH HANDLE

- Strong & durable
- Stainless Steel valve stem
- Inline, accessible strainer

### ⑤ STAINLESS STEEL FOOT PEDAL

- Easily accessible durable stainless steel push handle
- High durability stainless steel for foot activation
- Hands-free operation

### ⑥ FLOOR, WALL OR DECK MOUNTING

#### MORE FEATURES

- Ease of maintenance
- Conveniently pre-assembled
- Highly visible yellow powder coating
- Barrier-free options



#### ANTIMICROBIAL AGENT STANDARD

The Emergency Drench Equipment with ABS plastic contains an antimicrobial agent that prevents bacterial growth.

MODEL NO. S0340

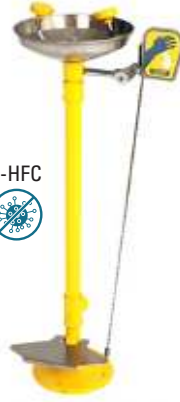


### S0340

#### Stainless Steel Bowl, Pedestal-Mounted Eye/Face Wash

Model S0340 is a pedestal-mounted eye/face wash with a stainless steel bowl, ABS plastic eye/face wash spray heads, an inline strainer and a stay-open 1/2" ball valve with a push handle.

MODEL NO. S0340-HFC



### S0340-HFC

#### Stainless Steel Bowl, Pedestal-Mounted Eye/Face Wash with Hand/Foot Control

Model S0340-HFC is a pedestal-mounted eye/face wash with a stainless steel bowl, ABS plastic eye/face wash spray heads, an inline strainer, and a stay-open 1/2" ball valve with a push handle and a foot control.

MODEL NO. S0340-CS1



### S0340-CS1

#### Stainless Steel Bowl, Pedestal-Mounted Eye/Face Wash with Clam-Shell Cover

Model S0340-CS1 is a pedestal-mounted eye/face wash with a stainless steel bowl, a "clam-shell" stainless steel cover, ABS plastic eye/face wash spray heads, an inline strainer and a stay-open 1/2" ball valve with a push handle.

MODEL NO. S0340-BF



### S0340-BF

#### Barrier-Free, Stainless Steel Bowl, Pedestal-Mounted Eye/Face Wash

Model S0340-BF is a barrier-free, pedestal-mounted eye/face wash with a stainless steel bowl, ABS plastic eye/face wash spray heads, an inline strainer and a stay-open 1/2" ball valve with a push handle.

*Note: Unit may comply with some but not all requirements for ADA.*

## SOP50

### Portable Gravity Fed Emergency Eye Wash Station

Model SOP50 portable eye wash station includes an 18 gallon polyethylene tank, no moving parts and can be wall mounted or placed on a countertop or other flat surface. Eye wash heads provide a minimum of 0.4 GPM flow rate for 15 minutes and include a yellow eye wash pull strap for ease of activation. Tank includes integral handles on the top and sides, wide fill opening with threaded cap, highly visible identification/operation label and inspection/maintenance label. Unit is supplied with a heavy duty stainless steel wall bracket.



MODEL NO. SOP50



## S0320-FPB

### Pedestal-Mounted Eye/Face Wash, Frost Proof Bury

Model S0320-FPB is a pedestal-mounted eye/face wash with a plastic bowl, antimicrobial ABS plastic spray heads, a frost proof bury valve and push handle operation. The valve and supply are buried below the frost line to prevent freezing in cold weather applications.



MODEL NO. S0320-FPB



## S0440-FRV

### Freeze-Resistant, Stainless Steel Bowl, Wall-Mounted Eye/Face Wash

Model S0440-FRV is a freeze-resistant, wall-mounted eye/face wash with a stainless steel bowl, ABS plastic eye/face wash spray heads, an inline strainer and push handle. The self-draining valve and supply are located behind the wall in a heated area to prevent freezing.



MODEL NO. S0440-FRV





MODEL NO. S0560



## S0560

### Recessed, Swing Down Eye/Face Wash

Model S0560 is a recessed, wall-mounted, swing down eye/face wash that is installed in the wall with a stainless steel cabinet and ABS plastic eye/face wash spray heads. The eye/face wash swings down horizontally and the water flow is activated automatically. The eye/face wash flow is terminated once the unit has been swung back up into the cabinet for storage.

## S0960

### Deck-Mounted Swivel Eye/Face Wash

Model S0960 is a deck-mounted swivel eye/face wash that is installed next to the sink with ABS plastic eye/face wash spray heads. The eye/face wash swings out horizontally over the sink from the right side and the water flow is activated automatically. The eye/face wash flow is terminated once the unit has been swung back into its original position for storage.



MODEL NO. S0960





# DRENCH SHOWERS

**S1200**  
Plastic Head,  
Horizontal-Mounted Shower



①

**S2200**  
Stainless Steel Head,  
Horizontal-Mounted Shower



②



## OPTIONS AND FEATURES

- ① **PLASTIC HEAD**
  - Antimicrobial ABS plastic
  - Inline flow control
- ② **STAINLESS STEEL HEAD**
  - Inline flow control
- ③ **STAINLESS STEEL PULL ROD**
  - Easily accessible stainless steel pull handle
  - Strong and durable
  - Stainless Steel valve linkage


### MORE FEATURES

- Ease of maintenance
- Conveniently pre-assembled
- Highly visible yellow powder coating
- Barrier-free options




### ANTIMICROBIAL AGENT STANDARD

The Emergency Drench Equipment with ABS plastic contains an antimicrobial agent that prevents bacterial growth.



③






MODEL NO. S2200

### **S2200**

#### **Stainless Steel Head, Horizontal-Mounted Shower**

Model S2200 is a horizontal-mounted emergency shower with a stainless steel showerhead and a 1" stay-open ball valve with a 29" pull rod.



MODEL NO. S2200-BF-PR60

### **S2200-BF-PR60**

#### **Barrier Free, Stainless Steel Head, Horizontal-Mounted Shower with 60" Pull Rod**

Model S2200-BF-PR60 is a barrier-free, horizontal-mounted emergency shower with a stainless steel showerhead and a 1" stay-open ball valve with a 60" pull rod.



MODEL NO. S2200-PE27-PR63

### **S2200-PE27-PR63**

#### **Stainless Steel Head, Horizontal-Mounted Shower with 27" Pipe Extension & 63" Pull Rod**

Model S2200-PE27-PR63 is a partially concealed, horizontal-mounted emergency shower with a stainless steel showerhead vertically dropped through the ceiling and a 1" stay-open ball valve with a pull rod. Shower is designed for applications where the ceiling is 8 - 10 feet above the floor.



MODEL NO. S2200-PE27-PR85

### **S2200-PE27-PR85**

#### **Barrier-Free, Stainless Steel Head, Horizontal-Mounted Shower with 27" Pipe Extension & 85" Pull Rod**

Model S2200-PE27-PR85 is a barrier-free, partially concealed, horizontal-mounted emergency shower with a stainless steel showerhead vertically dropped through the ceiling and a 1" stay-open ball valve with a pull rod. Shower is designed for applications where the ceiling is 8 - 10 feet above the floor.



MODEL NO. S2200-RA

### **S2200-RA**

#### **Stainless Steel Head, Horizontal-Mounted Shower with Recessed Activation**

Model S2200-RA is a recessed activated, horizontal-mounted emergency shower with a stainless steel showerhead.



# PEDESTAL-MOUNTED COMBINATION DRENCH SHOWER

## OPTIONS AND FEATURES

### ① PLASTIC HEAD

- Antimicrobial ABS plastic
- Inline flow control

### ② STAINLESS STEEL HEAD

- Inline flow control

### ③ SPRAY HEADS

- Soft, dispersed flow effectively washes contaminated eyes
- Pressure activated, flip top dust covers
- Highly visible yellow ABS
- Antimicrobial
- Flow controls provide balanced flow
- Filters to remove debris from water

### ④ STAINLESS STEEL BOWL

### ⑤ STAINLESS STEEL PULL ROD

- Easily accessible stainless steel Pull Handle
- Strong and durable
- SS valve linkage

### ⑥ STAINLESS STEEL PUSH HANDLE

- Strong & durable
- Stainless Steel valve stem
- Inline, accessible strainer

### ⑦ STAINLESS STEEL FOOT PEDAL

- Easily accessible durable stainless steel push handle
- High durability stainless steel for foot activation
- Hands-free operation

## FLOOR, WALL OR DECK MOUNTING

### ⑧ MORE FEATURES

- Ease of maintenance
- Conveniently pre-assembled
- Highly visible yellow powder coating
- Barrier-free options



### ANTIMICROBIAL AGENT STANDARD

The Emergency Drench Equipment with ABS plastic contains an antimicrobial agent that prevents bacterial growth.





MODEL NO. S1340



### S1340

#### **Pedestal-Mounted Combination Drench Shower**

Model S1340 is a pedestal-mounted combination drench shower and eye/face wash. The eye/face wash has a stainless steel bowl, ABS plastic eye/face wash spray heads, an inline strainer and a stay-open 1/2" ball valve with a push handle. The drench shower has a plastic showerhead and a 1" stay-open ball valve with a pull rod.



MODEL NO. S1340-BF



### S1340-BF

#### **Barrier-Free, Pedestal-Mounted Combination Drench Shower**

Model S1340-BF is a barrier-free, pedestal-mounted combination drench shower and eye/face wash. The eye/face wash has a stainless steel bowl, ABS plastic eye/face wash spray heads, an inline strainer and a stay-open 1/2" ball valve with a push handle. The drench shower has a plastic showerhead and a 1" stay-open ball valve with a pull rod.

*Note: When installed at the appropriate height, unit may comply with some but not all requirements for ADA.*



MODEL NO. S1340-CS1



### S1340-CS1

#### **Pedestal-Mounted Combination Drench Shower, Stainless Steel Bowl & Clam-Shell Cover**

Model S1340-CS1 is a pedestal-mounted combination drench shower and eye/face wash. The eye/face wash has a stainless steel bowl, a "clam-shell" stainless steel cover, ABS plastic eye/face wash spray heads, an inline strainer and a stay-open 1/2" ball valve with a push handle. The drench shower has a plastic showerhead and a 1" stay-open ball valve with a pull rod.



MODEL NO. S1340-HFC



### S1340-HFC

#### **Pedestal-Mounted Combination Drench Shower, Hand/Foot Control**

Model S1340-HFC is a pedestal-mounted combination drench shower and eye/face wash. The eye/face wash has a stainless steel bowl, ABS plastic eye/face wash spray heads, an inline strainer and a stay-open 1/2" ball valve with a push handle and a hand foot control. The drench shower has a plastic showerhead and a 1" stay-open ball valve with a pull rod.

## S1320-PVC

### All-PVC Pedestal-Mounted Shower

Model S1320-PVC is a PVC-constructed pedestal-mounted emergency combination shower with a plastic showerhead, emergency eye/face wash, 1" PVC stay-open ball valve and pull rod.



MODEL NO. S1320-PVC



## S1360-HT

### Heat Traced Plastic Head Pedestal Shower with Eye/Face Wash, Less Bowl

Model S1360-HT is a heat traced, pedestal-mounted combination station. The eye/face wash part of this combination unit includes ABS plastic eye/face wash spray heads, inline strainer with stay-open 1/2" ball valve and push handle. The drench shower includes a plastic showerhead, 1" stay-open ball valve with pull rod, a flexible drench hose and stay-open 1/2" ball valve with push handle. Unit is insulated and encased in a molded ABS jacket with a heat traced cable wrapped around the internal supply pipe and a thermostat to control the heating.



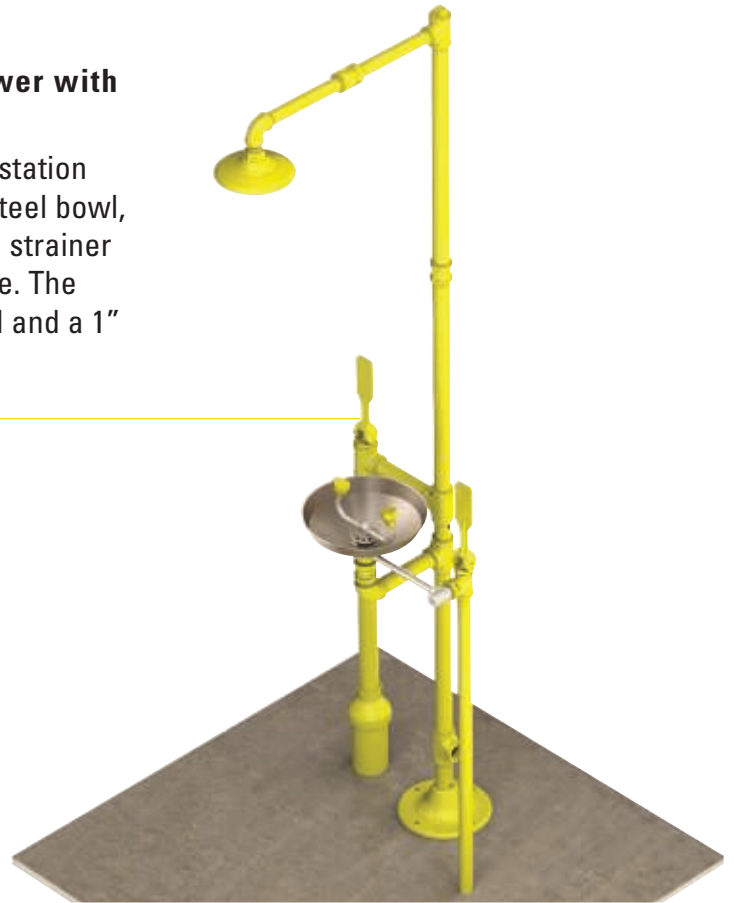
MODEL NO. S1360-HT




## S1340-FPB

### Frost Proof Bury, Plastic Head Pedestal Shower with Stainless Steel Bowl Eye-Face Wash

Model S1340 is a pedestal-mounted combination station with an eye/face wash composed of a stainless steel bowl, ABS plastic eye/face wash spray heads, an inline strainer and a stay-open 1/2" ball valve with a push handle. The unit features a shower with a plastic showerhead and a 1" stay-open ball valve with a pull rod.




MODEL NO. S1340-FPB 

## S2300-AS

### All-Stainless Steel Pedestal-Mounted Shower

Model S2300-AS is a pedestal-mounted emergency shower with a stainless steel showerhead and a stainless steel 1" stay-open ball valve with a pull rod.



MODEL NO. S2300-AS

## S3200-RA

### Stainless Steel Head, Shower Recessed in Ceiling with Recessed Activation

Model S3200-RA is a recessed activated and mounted emergency shower with a stainless steel showerhead.



MODEL NO. S3200-RA



# OPTIONS

## S0000-FME

### Faucet-Mounted Eye wash

Model S0000-FME is a faucet-mounted eye wash that provides an economical eye wash alternative. May be used with various styles of faucets. Activation is accomplished with a forward mounted pull pin. Operates from 30-90 PSI. Dual eye wash heads are mounted 2-7/8 inches apart.




## S0000-FLW

### Option: Flow Switch

(Specify FLW1 for 1-1/4" NPT, or FLW2 for 1/2" NPT)

Model S0000-FLW is an NPT DPDT (double pull, double throw) flow switch with contacts that allow for remote monitoring and audio/visual alarms.

The switch is installed in the water supply line prior to the emergency equipment and is activated once it senses the movement of water in the supply line.



## S0000-AL

### Option: Electric Alarm with Flashing Light & Horn

(Specify AL-2 for 1-1/4" flow switch, or AL-4 for 1/2" flow switch)

Model S0000-AL is an electric arm with flashing amber light and horn. A flow switch activates the light and horn when the fixture is in use. The flow switch has DPDT (double pull, double throw) contacts, which allow for remote monitoring.

Weatherproof light, horn, junction boxes, flexible conduit and flow switch comply with NEMA type 4 requirements.



MODEL NO. S0000-FPV

## S0000-FPV

### Option: Freeze Protection Valve, 1/2-inch

The S0000-FPV will initiate flow when the thermostatic actuator senses a temperature of 35°F (1.7°C). It is typically piped to a drain and thereby purges the cold water and brings fresh water to the valve/fixture to prevent freezing conditions. The valve will remain open until it senses a water temperature of 40°F (4.4°C) or more, at which point it will automatically close (resetting itself).



MODEL NO. S0000-SPV

## S0000-SPV

### Option: Scald Protection Valve, 1/2-inch

The S0000-SPV will initiate flow when the thermostatic actuator senses a temperature of 98°F (36.7°C). It is typically piped to a drain and thereby purges the unsafe water and brings fresh/safe water to the valve/fixture. The valve will remain open (fully open at 105°F (40.6°C)) until it senses a safe temperature of 95°F or less, at which point it will automatically close (resetting itself).

## S0401

### Wall-Mounted Self-Closing Drench Hose

Model S0401 is a wall-mounted eye/face and body drench hose with an ABS plastic eye/face wash spray head, self-closing squeeze lever valve and an eight foot reinforced PVC hose. Drench hoses are to be used as supplements to, not replacements for, other types of emergency drench equipment (ANSI Z358.1 - 2014)



MODEL NO. S0401



# POINT-OF-USE INSTANTANEOUS WATER HEATERS

Since 1966

Electric Tankless Water Heaters



## Instant-Temp<sup>®</sup> Electronic Tankless Water Heater


MODEL NO. E-46S/208

### E Series

Instant-Temp is our top-of-the-line instantaneous water heater and is ideal for Acorn Safety<sup>™</sup> Emergency Eye/Face Washes.

#### FEATURES:

- Flow rates between 0.35 GPM and up to 0.65 GPM
- 46 to 90 Kilowatt Range
- External digital temperature selection
- Field-adjustable water temperature settings
- Deionized water usage
- Energy efficient
- Compact design
- Meets ADA barrier-free requirements
- Can serve as a booster application to existing



## TWINS<sup>™</sup> & TRIPLETS<sup>™</sup> Tankless Water Heater

MODEL NO. ER-H SERIES

### ER Series

Available in 1-Phase, 2-Phase and 3-Phase options, TWINS<sup>™</sup> & TRIPLETS<sup>™</sup> utilize ultra quick response times to supply fast tepid water to emergency drench equipment.

#### FEATURES:

- Flow rates between 0.35 GPM and up to 4.25 GPM
- 14.4 to 19.2 Kilowatt Range (TWINS); 21.6 to 22.8 Kilowatt Range (TRIPLETS)
- Rugged stainless steel housing
- Space-saving compact design
- No pressure and temperature valve needed
- Energy efficient
- Multiple applications handled with one heater

## BOXER<sup>®</sup> Tankless Water Heater

### ERB Series

Step into the ring with BOXER, the industry's highest quality instantaneous water heater, providing maximum flow rates of tepid water to Emergency Drench Showers, Eye/Face Washes and Tempering Systems whenever it is needed.



MODEL NO. ERB-H\_3P

#### FEATURES:

- Flow rates between 2.6 gallons and 30.0 gallons per minute!
- 68.4 to 154 Kilowatt Range
- No pressure and temperature relief valve needed
- Ideal for combination drench shower stations
- Specified with 84° F tepid water to meet ANSI Z358.1
- Energy-efficient
- Unlimited hot water
- Compact design



# THERMOSTATIC MIXING VALVES ET71 SERIES



## Thermostatic Mixing Valve for Acorn Safety™ Emergency Drench Equipment

The Acorn Emergency Tempering Valve effectively delivers safe tepid water to emergency systems such as Eye washes, face washes, shower fixtures and combination units. Available in four models (see right), the ET71 meets the needs of most applications based on minimum flow performance requirements and maximum flow demands. This valve is intended to be used in both recirculated and non-recirculated systems to meet and exceed the requirements of ANSI Z358.1.



### ET71-1-BVS-OTG

- 0.5 Inch NPT Inlet & Outlet Connections
- Valve rated 9.8 GPM (37.1 LPM) Flow Rate at 30 PSID

### ET71-2-BVS-OTG

- 0.75 Inch NPT Inlets & 1 Inch NPT Outlet Connections
- Valve rated 35.1 GPM (132.9 LPM) Flow Rate at 30 PSID

### ET71-3-BVS-OTG

- 1 Inch NPT Inlet & 1.25 Inch NPT Outlet Connections
- Valve rated 70.2 GPM (265.7 LPM) Flow Rate at 30 PSID

### ET71-4-BVS-OTG

- 1.25 Inch NPT Inlet & 1.5 Inch NPT Outlet Connections
- Valve rated 122 GPM (461.8 LPM) Flow Rate at 30 PSID

### FEATURES AND BENEFITS:

- Lead-Free DZR brass with corrosion-resistant internal components
- IAPMO certified to ASSE 1071 with minimum flows as low as 1 gpm
- Integral/accessible strainers and cartridge-style check valves
- Lockable ball valve supply stops
- Outlet temperature gauge with required fittings
- 5°F approach temperature
- Patented internal cold water bypass
- Connections available from 1/2" to 1-1/2" NPT
- Capacities ranging from 1 gpm to more than 150 gpm for all your requirements
- Brass Valve Body with Ball Valve Shut-offs
- Outlet Temperature Gauge
- Patented design offers precise control under a wide range of flows and conditions to meet all your requirements



# THERMOSTATIC MIXING VALVES ET71 SERIES



## Emergency Supply Fixtures

Acorn Controls® offers a full line of supply fixtures that are 100% factory assembled and tested. They typically include everything required to ensure proper installation, set-up, service and troubleshooting.

Typical items included:

- Ball valves on the inlets and outlet
- Outlet temperature gauge
- Piping
- Tempering valve with integral checks and strainers.
- Cabinets are offered in wall-mounted and fully recessed versions, either painted or stainless steel with a piano hinge and lock.

### Various inlet and outlet orientations

- Internal cold water bypass
- Optional inlet temperature gauges.
- Acorn is pleased to consider other modifications and options upon request.



MODEL NO. SFET-1-T-OT-ITG

### SFET Series Features:

- Lead-free\* supply fixtures based on ET71 Series Mixing Valves.
- Delivers safe, tepid water to safety systems such as eye/face washes and drench showers.
- 4 models/sizes based on minimum flow performance requirements and maximum flow demands.
- Controls temperature for both recirculating and non-recirculating supply systems.
- Special configurations allow for manifolded multiple valves.



# COMMAND STATION

## Command Station

The Acorn Controls® Command Station is a self-contained tempering and recirculating system that works with ET71 valves. These systems are designed to reduce and/or eliminate the potential for improper piping, missed connections and/or components that are critical to the performance of a facility's emergency tepid water distribution system. Each unit is factory-tested, engineered and customized to provide the exact features and benefits needed.

### The CSET

The CSET utilizes the ET71 valve (or valves) which are IAPMO approved/certified at the published minimum flow which far exceeds the performance requirements set forth in ASSE 1071 standard. When teamed with a properly sized recirculation pump, the CSET offers the best in tepid water distribution and control. As your needs change, the CSET can accommodate by offering the first system that is upgradable with Building Automation System (BAS) capabilities. Each unit is shipped with all the sensor ports required to easily add temperature, pressure and flow measurement capability utilizing Acorn BASyC™.



COMMAND STATION UPGRADED WITH BASyC

UPGRADABLE WITH  
**BASyC™**

### WHAT IS ACORN BASyC™?

Acorn BASyC™ provides distributed control and monitoring of a wide array of pressure and flow sensors for the tepid water system. This is ideal for facilities that are looking to provide optimal bather safety and the added protection of advanced monitoring and BAS integration.



# TEMPERING SYSTEMS

## Acorn Safety™ STS Series

### Acorn Safety Emergency Water Tempering Systems (STS)

Acorn Safety’s Emergency Water Tempering Systems provide usable tempered water immediately in an emergency, where time delays in receiving proper irrigation for hazardous material exposure can increase the severity of trauma and/or injury. Each of these systems is customizable, and is configured based on individual requirements of the facility and/or customer.

These customized/packaged systems are skid or strut-mounted and designed for any and all environments. Acorn Safety works with you to provide solutions and options that simplify your installation/maintenance requirements all while helping you meet your safety/regulatory requirements. Whether you have space limitations and/or constraints for indoor, outdoor, warm or cold climates, contact Acorn Safety for a solution that meets your specific needs.

**Acorn Safety will be there to assist you every step of the way during the selection process.**

All of the Acorn Safety STS models can be modified and configured to your specific needs. Please contact Acorn Safety for available options and other configurations.

#### LOCATION<sup>1</sup>

- Indoor
- Outdoor

#### TANKLESS OPTIONS

- None
- 77 KW
- 115 KW
- 154 KW

#### VOLTAGES

- 480V 3 Phase
- 600V 3 Phase
- Other \*(Specify)

#### BOOSTER PUMP

- None
- Required \*\*

#### WATER HEATING OPTIONS

- No Tank
- 119G Non ASME Tank
- 120G ASME Tank
- 200G ASME Tank
- 310G ASME Tank

#### SHOWER EYE/FACE

- None
- Included

#### CLASSIFICATION

- General Purpose
- NEMA 4
- NEMA 4X
- CL1 DIV2

#### RECIRC PUMP

- None
- Required \*\*\*

<sup>1</sup>All are available for indoor or outdoor. Contact Acorn Safety for details.

\* Other voltages might affect tankless heater options

\*\* Additional details required for pump selection

\*\*\*Additional details required for pump selection



BASyC is available as an option for tempering systems. Contact Acorn Safety for more information. See page 19 for BASyC overview.



#### ANTIMICROBIAL AGENT STANDARD

The Emergency Drench Equipment with ABS plastic contains an antimicrobial agent that prevents bacterial growth.

# INDOOR TEMPERING SYSTEMS



MODEL NO. STS-13001100

## SKID-MOUNTED TEMPERING SYSTEM (SHOWN ABOVE) FEATURES:

- Storage tanks feature an adjustable temperature immersion heater to provide hot water
- Variable speed recirculation pumps increase efficiency and performance
- All required gauges, fittings, pumps, expansion tank and relief valves included to ensure proper installation, maintenance and performance
- All equipment mounted on a stainless steel skid
- Complete system pre-piped and wired for a single point electrical and water supply connection
- ET71 tempering valve provides tepid water in accordance with ASSE 1071 and extends the amount of tepid water available
- Customizable to your specifications
- Functionally tested prior to shipment to ensure a fast and easy installation



MODEL NO. STS-12001111

## PUMPING SYSTEMS (SHOWN ABOVE) FEATURES:

- Configurable with a booster pump that overcomes low water pressure, and system pressure loss concerns.
- Configurable with a recirculation pump to ensure all points on your loop have access to warm water quickly.
- Pumps are sized to your system requirements.
- NEMA 4, 4X, and CL1 DIV2 available
- Moveable with the use of a forklift
- Customizable to your specifications
- Functionally tested prior to shipment to ensure a fast and easy installation.
- All equipment mounted on a Stainless Steel Skid.

**ACORNSAFETY.COM**

Visit Acorn Engineering Company for details about tempering systems.

# INDOOR TEMPERING SYSTEMS



MODEL NO. STS-11011100



## SKID-MOUNTED TEMPERING SYSTEM (SHOWN ABOVE) FEATURES:

- Complete system pre-piped and wired for a single point electrical & water supply connection
- All required gauges, fittings, relief valves and expansion tank included to ensure proper installation, maintenance and performance
- All equipment mounted on a stainless steel skid
- Storage tanks feature an adjustable temperature immersion heater to provide hot water
- ET71 tempering valve provides tepid water in accordance with ASSE 1071 and extends the amount of tepid water available
- Integral S1360 combination drench shower to meets the requirements of ANSI Z358.1
- Alarm with flow switch and light to alert facility personnel when shower is being used
- Functionally tested prior to shipment to ensure a fast & easy installation every time



MODEL NO. STS-Custom

## STRUT-MOUNTED TEMPERING SYSTEM (SHOWN ABOVE) FEATURES:

- Storage tank shipped with union connections that match up to the pre-piped system
- All required gauges, fittings, pumps, expansion tank and relief valves included to ensure proper installation, maintenance and performance
- Instantaneous heater doubles to first provide standby hot water to the storage tank, and then further provides hot/tepid water to the mixing valve during operation. This helps to reduce the required tank size and/or provides more tepid water to the system
- Disconnect switch provides a single point electrical connection
- Variable speed recirculation pumps to increase efficiency and performance
- ET71 tempering valve with a thermostatic balancing valve for automatic temperature control/system balancing further extends the amount of tepid water available
- Functionally tested prior to shipment to ensure a fast & easy installation every time
- Only three connections are required for install (CW supply, tepid outlet & tepid return)

**ACORNSAFETY.COM**

Visit Acorn Engineering Company for details about tempering systems.

# OUTDOOR TEMPERING SYSTEMS



MODEL NO. STS-20211200



## OUTDOOR TANKLESS WATER HEATER TEMPERING SYSTEM (SHOWN ABOVE) FEATURES:

- Equipped with a Chromomite® Electric Tankless Water Heater, providing instantaneous tempered water
- Fully customizable to fit the needs of each industrial workspace
- Indoor and outdoor applications
- No water storage tank required
- No pressure or temperature mixing valve required
- Can be supplied with an Acorn Safety™ Drench Shower
- All components handled with a single water heater
- Pre-piped and wired for single point electrical and water supply connections



MODEL NO. STS-24011300



## OUTDOOR BOOTH TEMPERING SYSTEM (SHOWN ABOVE) FEATURES:

- Shower Booth features all stainless steel construction – no wood is used
- Freeze protected with the use of a space heater
- Multiple tempering options, including tank and tankless
- Alarm with flow switch and light alerts facility personnel when unit is operating.
- NEMA 4, 4X, and CL1 DIV2 available
- Movable with the use of a forklift
- Customizable to your specifications
- Functionally tested prior to shipment to ensure a fast and easy installation.

**ACORNSAFETY.COM**

Visit Acorn Engineering Company for details about tempering systems.



P.O. Box 3527 • City of Industry, CA 91744-0527 U.S.A.  
Tel 800-488-8999 • Fax 626-961-2200 • [www.acornsafety.com](http://www.acornsafety.com)

## INNOVATIVE SPIRIT AND ENGINEERING FOUNDATION

“What sets us apart from competitors is our engineering and spirit. We have a ‘can-do’ spirit. If you ask us to do something, we will do it or figure out how to do it. That’s the part our customers like, that’s the part we like.”

- Don Morris, President and CEO



**MORRIS GROUP**  
INTERNATIONAL

BRANDS BUILT TO LAST!™

[morrisingroup.co](http://morrisingroup.co)

L1001391  
0318